

Safety pointer for the presentation

July 22 ,2010

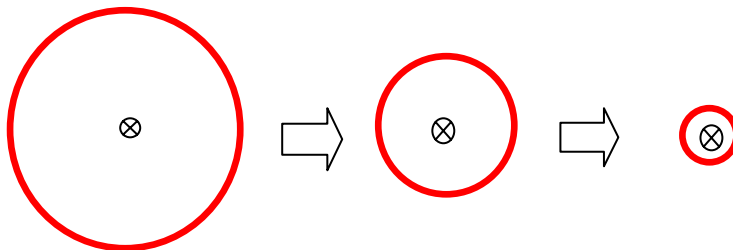
LASER Pointer is no longer necessary if you use a **highlight circle** together with OZUPAD-AIR.

Download the application software from <http://www.ozupad.com/download.html> .

It is free to download, and can use it when USB receiver of OZUPAD-AIR connected to PC.

You can use the **highlight circle** or **highlight bar** like below.

One example is below



Red circle shape is getting smaller in a second. It targets to the position of mouse Cursor.

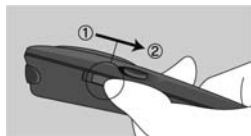
Another example is the bar



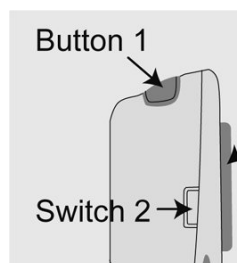
Red bar shows your target position.

You can get those functions when switch 2 is turned to position 2.(presentation mode)

You can see the highlight circle when Button 1 pressed.



Turn to 2, it is Presentation mode.



This function can use with focus function simultaneously that windows provided.

You can see the Circle when Button1 is pressed.